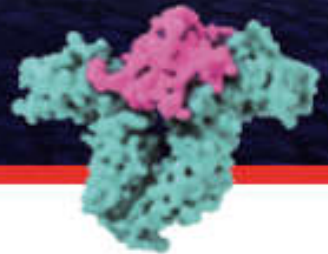




5th International Conference on
Nutrition & Growth
1-3 March 2018, Paris, France



EXHIBITORS' TECHNICAL MANUAL



Dear Exhibitor,

This Exhibitors' Technical Manual contains important information designed to assist you in preparing for the NGC 2018 Exhibition. Please read the information in this manual. It will take you very little time now and could save you a great deal of time later.

Please forward this manual to everyone who is working on this project, including your Booth builder.

The Exhibition will be held in conjunction with the 5th International Conference on Nutrition and Growth (N&G 2018) which will take place March 1-3, 2018 at the Palais des Congres, Paris, France.

PALAIS DES CONGRES DE PARIS
2 Place de la Porte Maillot, 75017 Paris, France

A block of rooms have been reserved for the NGC 2018 congress participants and exhibitors at a discounted rate. Hotel reservations can be made via the congress website by [clicking here](#).

The exhibition floor plan has been designed to maximize the exhibitor's exposure to the delegates.

For your convenience, the manual has been divided into sections:

- Section 1:** General Information
- Section 2:** Exhibition Floor Plan, List of Exhibitors
- Section 3:** Exhibition Services
- Section 4:** Technical Information
- Section 5:** Official Contractors
- Section 6:** Delivery Regulations and Instructions
- Section 7:** Order Forms
- Section 8:** Viparis – Rules and Regulations

Please do not hesitate to contact us for further information or assistance.

We look forward to welcoming you in Paris and wish you a successful meeting and Exhibition.

Best Regards,

Stephanie Heurtier
Exhibition & Industry Coordinator
Email: sheurtier@kenes.com



TABLE OF CONTENTS

SECTION 1: General Information

- Conference Organizer
- Conference dates
- Exhibition Manager
- Registration & Hotel Accommodation
- Sponsorship and Exhibition Sales Contact
- Venue Address
- Conference Website
- Exhibition Related Table
- Social Events at the Exhibition Area

SECTION 2: Exhibition Schedule, Exhibition Floor Plan & List of Exhibitors

- Exhibition Timetable at-a-glance
- Off Exhibition Information
- Exhibition Floor Plan
- List of Exhibitors

SECTION 3: Exhibition Services

- Exhibitors' Badges
- Access to the Exhibition Hall During Set-up and Dismantling
- On Site Exhibition Manager Desk
- Lead Retrieval Wireless Barcode Reader
- K-Lead Application

SECTION 4: Technical information

- Space Only Booths
- Shell Scheme Booths
- Fascia Sign
- Booth Panel Specifications
- Technical Information and Regulations for Shell Schemes Booths
- Exhibition Area
- Floor



- Pillars
- Raised floor/Platform
- Build-Up Height
- Ceiling Rigging
- Electricity and Electrical Installations
- Internet & Wi-Fi
- Parking
- Access for Delivery
- Security
- Booth Catering
- Booth Cleaning
- Waste Removal
- Storage
- Accommodation
- Rules and Regulation

SECTION 5: Official Contractors

- Booth construction \ Additional Booth Fittings \ Electricity \ Furniture Rental \ Graphics and signage
- Security and Hostess \ Cleaning Services \ Telecommunications & Internet \ Plants & Floral Arrangements \ Audio-Visual Equipment,
- Catering Services
- Freight Handling & Customs Clearance Agent

SECTION 6: Delivery Regulations & Instructions

- Delivery and Logistic Services
- Insurance of Goods
- Exhibition Goods insert and Display Materials

SECTION 7: Order Forms



SECTION 1: General Information

Dates

Thursday, March 01 – Saturday, March 03, 2018

Conference Organizer

Kenes International
Rue François-Versonnex 7
1207 Geneva, Switzerland
Tel: +41 22 908 0488
Fax: +41 22 906 9140
Email: ngc@kenes.com

Exhibition Manager

Ms. Stephanie Heurtier
Kenes International
Tel: +41 22 9080488 Ext: 939
Email: sheurtier@kenes.com

Hotel Accommodation

Ms. Irina Sapir
Kenes International
Tel: + 41 22 908 0488 Ext: 998
Email: isapir@kenes.com
<https://hotel.kenes.com/en/congress/NGC18>

Sponsorship and Exhibition Sales

Ms. Daniela Bloch
Kenes International
Tel: + 41 22 908 0488 Ext: 913
Email: dbloch@kenes.com

Venue Address:

Palais de Congrès of VIPARIS
2 place de la Porte Maillot
75017 Paris, France
<https://www.viparis.com/site/palais-des-congres-paris>

Website

For updated information regarding Conference, please visit the website: <http://2018.nutrition-growth.kenes.com/>

Audio Visual Coordinator

Mr. Mike Perchig
Email: nest@nest-av.com

Registration

Ms. Diyana Yosifova
Kenes International
Tel: + 41 22 908 0488 Ext: 7019
Email: reg_ngc18@kenes.com

Freight Handling & Onsite Logistic Agent

Hermes-Merkur
Ms. Zehavit Akerman
Tel: +49 69 747 848
Mobile: +972 52 511 4982
Email: zehavitak@hermes-exhibitions.com

Electricity/Booth Cleaning/ Graphics/Signage/ Telecommunications/ Flowers Decoration

VIPARIS
Email : service.exposants@viparis.com
Tel : 0033 (0)1.40.68.16.16
Online Order: www.viparis.com/epex

Exhibition Related Table

Action Item	Deadline	Contact Person
Hotel Reservation for Staff	As soon as possible	Ms. Irina Sapir isapir@kenes.com
Company profile	As soon as possible	Via Kenes Exhibitor's Portal https://exhibitorportal.kenes.com
Designed Booth Approval	Monday, 29 January, 2018	
Text for Fascia (Shell Scheme stands only)	Monday, 29 January, 2018	
Lead Retrieval Wireless Barcode Reader	Monday, 29 January, 2018	
Badge Order Available only after submitting company profile	Monday, 29 January, 2018	
Shell Scheme Extras	Thursday, 15 February, 2018	Ms. Stephanie Heurtier sheurtier@kenes.com
Furniture Rental	Wednesday, 21 February 2018	VIPARIS You may place an order online www.viparis.com/epex service.exposants@viparis.com
Catering	Monday, 29 January 2018	
Electricity	Wednesday, 21 February 2018	
Booth Cleaning		
Graphics/Signage		
Telecommunications (Telephone, Wi-Fi, Laptop, Desktop)		
Flowers Decoration		
Delivery		
Door to Door Shipments	Please contact HERMES – MERKUR	Ms. Zehavit Akerman zehavitak@hermes-exhibitions.com
Airfreight Shipments - Arrival to Frankfurt airport	Monday, 19 February, 2018	
Shipment via Germany Warehouse	Wednesday, 21 February 2018	
Exhibition goods - Direct Deliveries to Congress Venue	No Direct shipment	

SECTION 2: Exhibition Schedule, Exhibition Floor Plan & List of Exhibitors

Exhibition Timetable – *subject to change*

Set up	Wednesday, February 28 For all Stands	09:00-19:30
	Thursday, March 01	08:00-14:00
Decoration Only	Thursday, March 01	14:00-15:00
Exhibitions Opening Hours	Thursday, March 01	15:15 - 21:30 (end of Welcome Reception)
	Friday, March 02	09:30-20:30 (end of Networking Event)
	Saturday, March 03	08:30-14:45
Dismantling / Breakdown	Saturday, March 03	15:00-23:00

Dismantling of the stands before the official hour is not permitted.
All exhibitors should be in their Booth 30 minutes before the official opening hour.

Please Note:

- Empty crates and packaging material must be removed after set-up and no later than Wednesday, February 28 at **18:00**
- All aisles must be clear of exhibits and packaging materials to enable cleaning.
- Any equipment, display aid or other material left behind **Saturday, March 03 at 23:00** will be considered discarded and abandoned. Any charges incurred for waste removal will be sent to the exhibitor.

Off Exhibition Information

Please note that participants will be walking through the Exhibition area to reach the Posters area and other Congress activities which will be active before and after the Exhibition Opening Hours.

Therefore, you may either man your Booth during those times or consider hiring extra security for your valuables.

It is the exhibitor's responsibility to dispose all materials after dismantling.

Any charges incurred for waste removal will be sent to the exhibitor.

Please do not leave any visible valuable articles at your stand. In addition, please consider hiring extra security for your Booth before\after Exhibition Operating hours.

Social Events at The Exhibition Area

You are cordially invited to the Opening Ceremony followed by a Welcome Reception which will be held in the Exhibition hall on **Thursday, March 1 at 20:00** as well as the Networking Event on **Friday, March 2, 2017 at 19:15**.

Exhibition Floor Plan (as of January 2018)





List of Exhibitors (as of December 2017)

Company Name	Booth No	Booth Size	Booth Type
Abbott Nutrition	01	48	Space Only
Cosmed	08	9	Shell Scheme
Diana Food	12	24	Space Only
Hyproca Nutrition	3	12	Space Only
PC PAL	11	6	Shell Scheme
IOI Loders Croklaan	02C	12	Shell Scheme
Jennewein Biotechnologie	07	18	Space Only
Nestle	04	32	Space Only
Nutricia	13	24	Space Only
Prolacta Bioscience	02B	12	Space Only
United Pharmaceuticals (Novalac)	02A	25	Space Only
Wyeth Nutrition	01B	18	Space Only
Wisepress	14	4	Space Only



SECTION 3: Exhibition Services

Exhibitors' Badges

All exhibitors are required to be registered and will receive a badge displaying the exhibiting company name. Individual participant names will not appear on badges in order that they may be used interchangeably between staff members.

Exhibitor badges will be given as per your contract.

Two exhibitor badges will be given for the first 9 sqm booked and 1 additional badge for each 9 sqm after.

Any additional exhibitor's badges will be charged an exhibitor registration fee of **€175**

Companies can purchase a maximum number of exhibitor registrations as follows:

- ✓ Stands of up to 60sqm - 15 exhibitor registrations
- ✓ Stands larger than 60sqm - 25 exhibitor registrations

The Exhibitors badges allow access to the exhibition area, lunch, refreshments and Welcome Reception.

Additional Exhibitor badges can be ordered online via the Exhibitor's Portal:

<https://exhibitorportal.kenes.com>

Please make sure that your Company Profile has been submitted **before** placing an order

Deadline: Monday, 29 January 2018

Each exhibitor will be contacted with login details to access the Exhibitor's Portal.

All personnel are required to wear badges to access the Exhibition. Company representatives not wearing their badges will not be allowed to access the Exhibition. Company name badges are for the use of company personnel for Booth manning purposes and should not be used by companies to bring visitors to the Exhibition. Exhibitor badges will not be mailed in advance and may be collected from the onsite registration desk.

Access to the Exhibition Hall during Set-up and Dismantling

Booth contractors and staff must wear service passes during the entire set-up and dismantling period. Service Passes are free of charge and may be collected from the Exhibition Manager Desk on-site.



On Site Exhibition Manager Desk

The Exhibition Manager Desk will be open throughout the Exhibition set-up, opening and dismantling period. The desk will be located within the Exhibition area.

Prior to this time, if you have any queries regarding your participation at NGC 2018 please feel free to contact the Exhibition Manager:

Ms. Stephanie Heurtier

Kenes Group

Tel: +972 5430 65434

Email: sheurtier@kenes.com



Lead Retrieval Wireless Barcode Reader

Lead Retrieval Wireless Barcode Readers are a helpful tool for receiving contact information about participants who visit your Booth or attend your symposium, enabling exhibitors to enhance their database by securing valuable leads for further marketing and communication. Barcode readers may be rented in advance for the duration of the meeting.

K-Lead Application (no device is included).

We are pleased to let you know that we have launched a new App for Lead Retrieval capturing participants. Operational information will be sent on request.

The Application should be installed on your company/personal device.

The advantages of the new application:

- Effortless process using registration badge barcode.
- Ability to insert exhibitor's comments for each lead.
- Immediate information retrieval online.
- Application is available for download from Apple store or Google play: "Kenes K-Lead App".
- Cost per unit – **€400 + 4% Credit Card service charge**

Please Note:

Barcodes on participants' badges contain contact information as supplied by the registrant or the agency responsible for the registration process of that participant. We regret that in some cases, as when group registration is completed by a company, we may not be in possession of the full contact details.

In addition, please note that neither Kenes International nor the Organizing Committee is responsible for the content of the information.

Furthermore, in some cases, the participant does not give his permission to transfer his contact details to any other party.

Therefore, although participant visited your Booth and name badge was scanned by your barcode reader, we are unable to forward you his contact details.

To order K-Lead please refer to the online Exhibitor's Portal

<https://exhibitorportal.kenes.com>

Deadline: Monday, 29 January 2018



SECTION 4: Technical Information

Space Only Booths

Exhibitors using independent contractors are required to submit the following for the organizer approval:

1. A scaled drawing (scaled 1:200 DWG), including elevation views of the proposed Booth to be built.
2. Utility connections: electrical, gas, air, water and drainage - a list of all appliances
3. The name and contact details of their construction company.

Please submit the files through the Kenes Exhibitor's Portal: <https://exhibitorportal.kenes.com>

Each exhibitor will be contacted with login details to access the Exhibitor's Portal.

Deadline: Monday, 29 January 2018

- All exhibits are to be displayed to avoid blocking aisles, obstructing adjoining stands, or damaging the premises.
- Exhibitors are kindly requested to allow sufficient see-through areas that ensure clear views of surrounding exhibits.
- Construction finish must be perfect in all the stand's visible areas, including rear sides.
- No shell scheme Boothfitting or display(s) may exceed a height of 2.4M or extend beyond the boundaries of the site allocated. This includes company names, advertising materials and logos provided by the exhibitor.
- Advertising on the boundary with other stands is prohibited.
- Multilevel structures are not permitted.
- The **maximum building height** for the top of all elements in the stands is **3 meters**.
- Any part facing neighboring stands that is above 2.50 m in height needs to be designed with neutral surfaces (white or grey).
- **Ceiling Rigging** is not permitted
- Electrical socket Included in your shell scheme package is a European wall socket.
- The Organizers will not approve stands that do not comply with the accepted standards until the necessary changes have been made.
- We recommend exhibitors using independent Booth contractors to include a site visit in the planning process to assure a smooth and well planned set up. Please contact Laure RAGUENES Email: laure.raguenes@viparis.com

If you require additional Booth equipment (Furniture, Graphics, etc.), please refer to the order forms at the end of the manual.

Shell Scheme Booths

To ensure the smooth and efficient installation and dismantling of your Booth, an official Booth Contractor has been appointed (See SECTION 5: official contractors).

Shell Scheme which have been pre-booked with Kenes includes the following:


- 2.4m high, white infill panels, including ceiling grid
- Fascia with one company name
- 3 spots on a rail
- Carpet – the exhibition hall is already carpeted (a blue/greyish color with a speckled pattern)

* Actual panel size: 100 cm wide x 250 cm high

* Visible panel size: 94.6 cm wide x 234 cm high

Booth Package does not include:

- Furniture
- Electricity
- Booth cleaning



For illustration only

Please note: Corner stands are provided with two open sides

Special offer: you may book furniture package including 1 table, 2 chairs and a trash bin at a reduced price €170+VAT

Please contact the Exhibition Manager: sheurtier@kenes.com



For electricity and other services for your stand, please submit your order online, by using the unique link for NGC 2018 meeting below: www.viparis.com/epex



Fascia Sign

*7 characters, including spaces, may be written on your fascia for every one meter of fascia length.

Please submit your fascia order by **Monday, 29 January 2018**

You can submit your design/Facia on the Exhibitors' Portal:

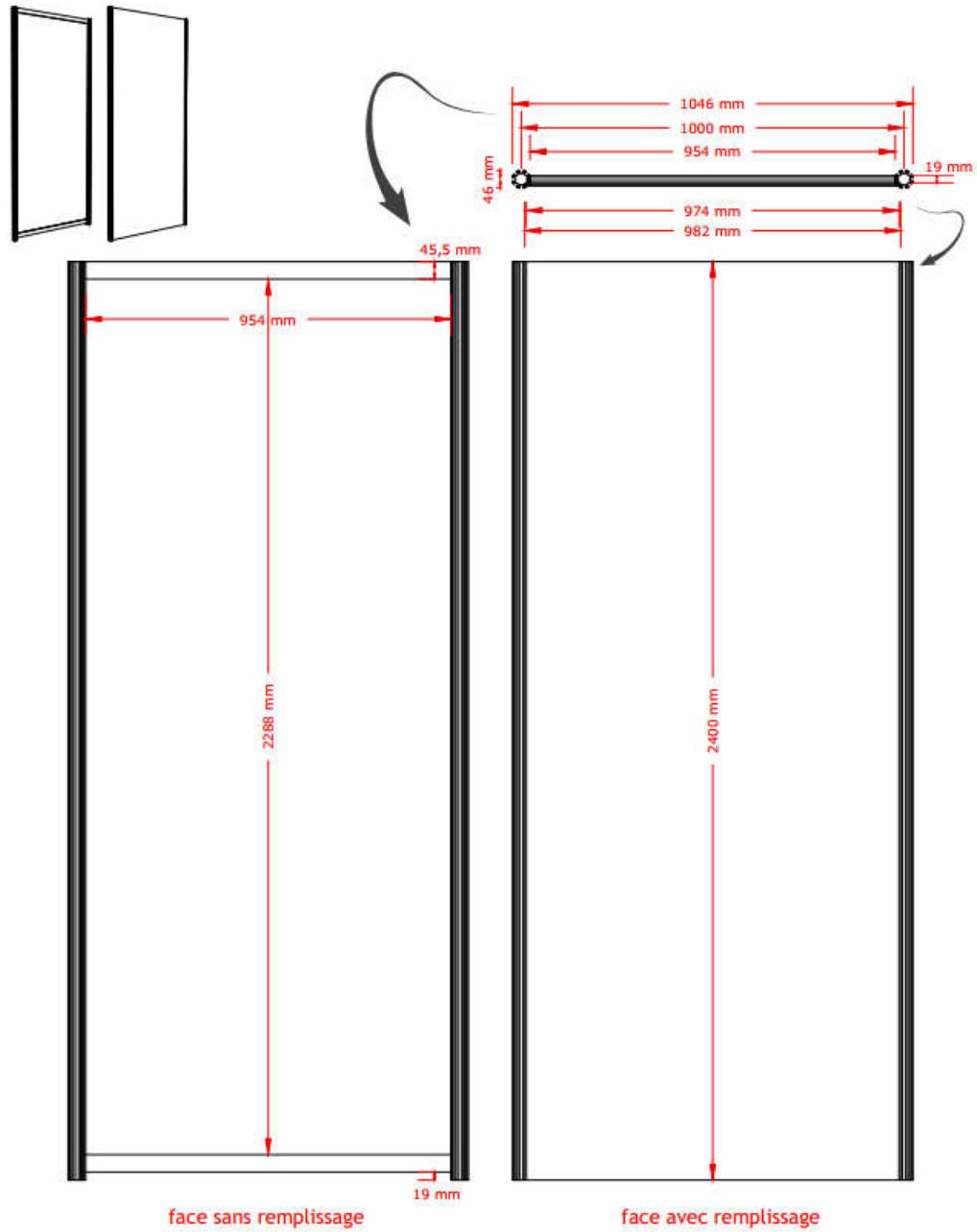
<https://exhibitorportal.kenes.com>

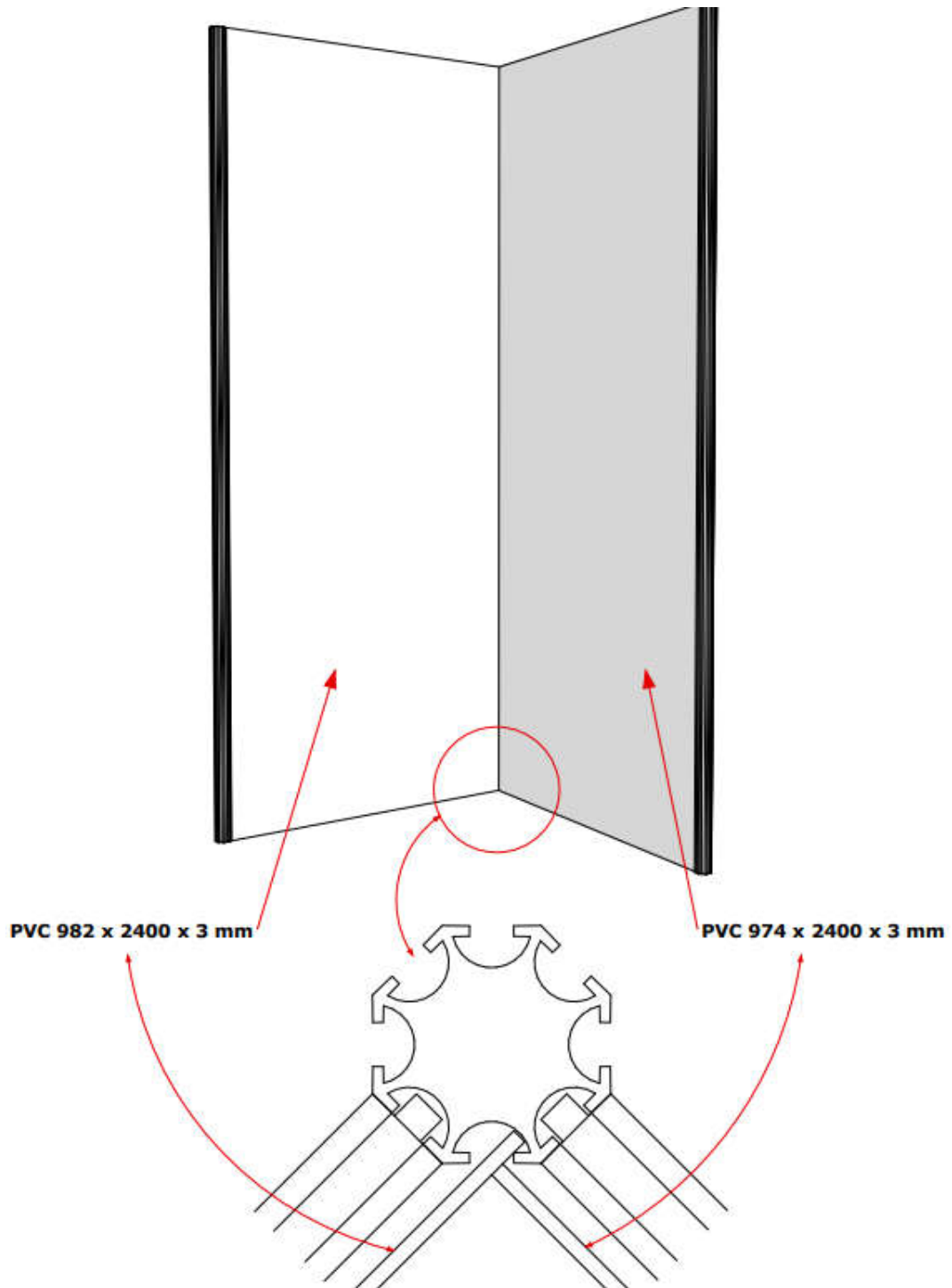
Each exhibitor will be contacted with login details to access the Exhibitor's Portal.

If text for your fascia is not received by this date, we will provide you with a fascia title as per your application form.

If you wish to print your logo on the board, instead of the name or in addition to the name, this can be ordered at additional cost via the official contractor.

Booth Panel specifications:







Technical Information and Regulations for Shell Schemes Booths

- All basic shell scheme Booths will be designed and built by the Official Booth Contractor
- Exhibitors are not allowed to make any alterations to the structure of the Booths or remove any integral parts from the Booths. Exhibitors wishing to remove or change the location of any standard equipment (e.g. spotlights) within the Booth should indicate clearly on the location plan and forward it together with clear instructions to D&P Company.
- No shell scheme Booth-fitting or display(s) may exceed a height of 2.4M or extend beyond the boundaries of the site allocated. This includes company names, advertising materials and logos provided by the exhibitor.
- No painting is allowed; no usage of nails or screws.
- Double sided tape can be used to affix lightweight items. Velcro can be used as well (male & female).
- No tape, nail or fixture of any kind is allowed to be affixed to the partitions, floor, ceiling or fascia.
- Exhibitors are liable to any damage caused to their Booth fixtures, fittings at the fair.

Exhibition Area

The Exhibition is being held in the HALL Maillot B (Level 2)



Floor

The floor in the Exhibition Hall is Green\Black\ White marble tiles.

No adhesive stickers and fixtures of any kind are allowed on the floor therefore, it is recommended to place a carpet or other floor covering.

Maximum Floor Load: 500 Kg

There are no water connection /sewage facilities within the Exhibition Hall

Pillars

There are several pillars in the Exhibition Hall (please refer to the above picture).

No adhesive stickers and fixtures of any kind are allowed on the pillars.

If there is a **pillar within your Booth space only**, you can incorporate this into the Booth design and build a structure around it to hold all branding etc.



Raised floor/Platform

The general height may not exceed 100mm. However, please note that if your Booth has a platform higher than 4.5 cm, you are required to provide a ramp for disabled access

Build-Up Height

- The Exhibition area has a low ceiling height.
- **The maximum building height** for the top of all elements in the stands is **3 meters**
- Shell scheme stands build up is **2.5m**
- Only lights can be on top of this but must not exceed 3.5 meters in total height

Exhibitors who will have stands higher than the maximum permitted height will not be allowed to set-up their stands.

Any part facing neighboring stands with mutual walls that is above 2.40m in height needs to be designed with neutral Surfaces (white).

Ceiling Rigging

Ceiling hanging is **NOT** permitted.

Electricity and Electrical Installations

According to the regulations, the electrical installations for the exhibition will only be connected to the power supply after being checked and approved by the official contractor. Only the official contractor is authorized to provide the electrical switchboard for the power points. Thus, every exhibitor should order an electrical switchboard from the official contractor and to pay for the electrical consumption according to his power needs.

If you require electricity for your stand, please refer to the online order forms:

www.viparis.com/epex .

Electrical connections are provided from the ceiling.

Internet & Wi-Fi

A free Wi-Fi access will be provided to all visitors, suitable for basic web browsing. However, this is a public connection and is unsuitable if you will have any internet based feature such as connecting to a server.

Should you require an internet connection for any product demonstrations on your Booth, we recommend ordering a wireless or wired connection, at an extra cost, to guarantee a high-quality service inclusive of technical support.

Exhibitors who wish to order internet connection to their Booth please refer to Viparis:

Website: www.viparis.com/epex

Private Wi-Fi networking in your Booth is not allowed. For additional information, please contact the Exhibition Manager sheurtier@kenes.com

Please note that the exhibitors will need to order wired internet line for their own Wi-Fi network.



If you've ordered a switch or if you bring your own material and create your own WIFI, thanks in advance to kindly respect the rules below:
 The exhibitor must choose an SSID (Wi-Fi name) related to the company's name and Booth location.

For example:

Company: VIPARIS

SSID: WI-Fi VIPARIS N2-12

(In this case level 2, Booth number N°12)

Channels

The following channels must be configured on the router:

- Channel 1 in the 2.4 GHz band (802.11b/g/n)
- Channel 44 in the 5 GHz band (802.11a/n/ac)

Channel bonding

The use of 40 MHz channels or higher is prohibited.

Transmission power

The transmission power must not be set over 10 dBm (10 mW).

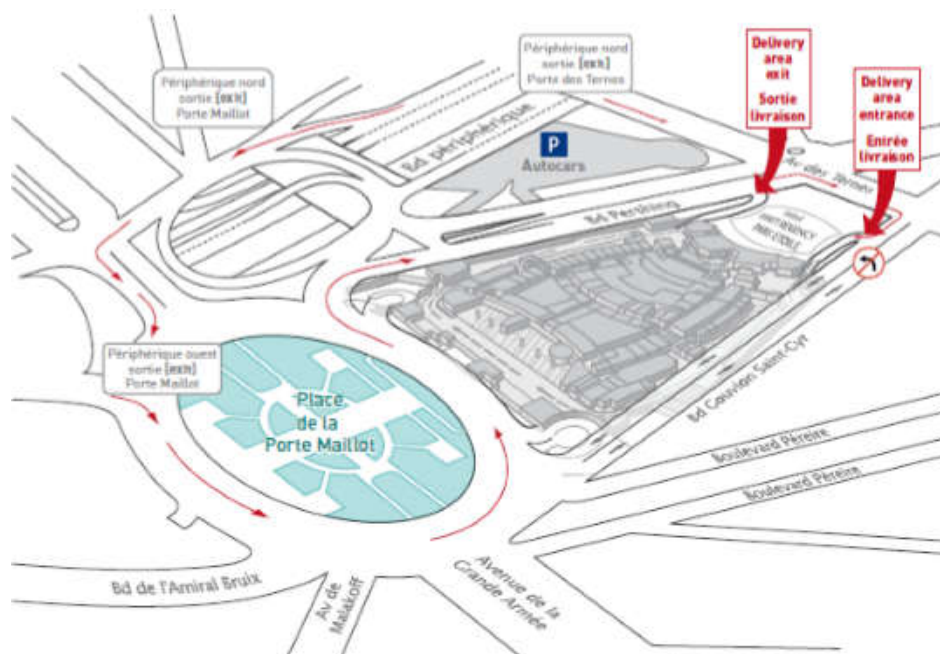
Miscellaneous

Please try to deactivate Bluetooth on all devices and do not share your Internet connection from your tablet or Smartphone.

The Venue and the Organizer reserve the rights to discontinue any activity which interfere with the hall WI-FI coverage

Parking

Le Palais des Congrès has an underground car park which offers direct access to the Venue, with approximately 1700 spaces, VINCI PARK, which can be accessed via place de la Porte Maillot- Tel.: 01 40 68 00 11. All vehicles are left at the owners' risk.



To ensure that traffic movement is as smooth and trouble free as possible, exhibitors will be allocated a time at which to unload.

It is recommended dispatch using the official agent, Hermes-Merkur. You may choose your own shipper, but kindly note that Hermes_Merkur are the exclusive agents for move in and move out within the venue premises.

Please note that the delivery area does not have an unloading platform and handling equipment is not available. Please contact Hermes_Merkur to arrange rental of suitable equipment.

It is imperative that unloading times are strictly adhered to and that vehicles are removed as soon as unloading is complete.

Parking in the delivery area is only permissible during loading and unloading. Overnight parking is strictly prohibited. Parking for trucks is available around the Venue

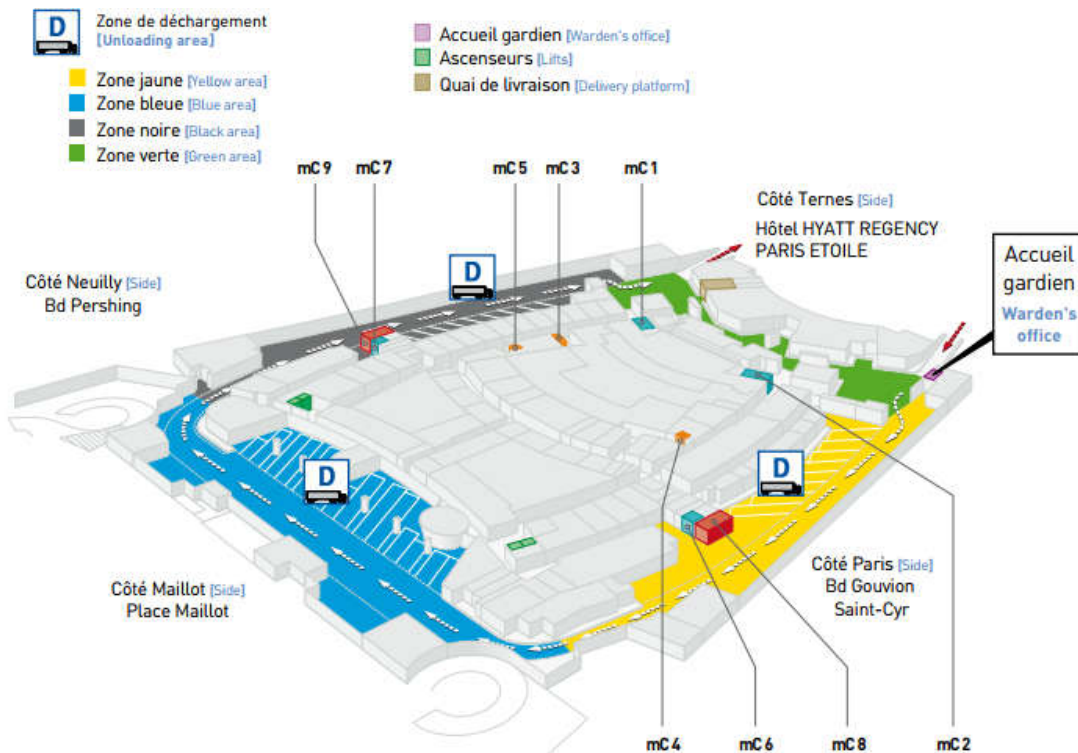
For access to the goods/lorry entrance:

Maximum height: 4.20m

Width of access ramps: 3.50m

Gradient: 15%

Goods lifts will be operational during the build-up and breakdown periods.



Circulation within the delivery zone

Goods lift details are as follows: **MC7, MC6, MC8 and MC9**

MC8 & MC8

Load: 11 tonnes

Height: 2.25 m

Depth: 6.80 m

Width: 2.60 m

MC6 & MC7

Load: 4 tonnes

Height: 2.10 m

Depth: 2.60 m

Width: 2.14 m



Access for Deliveries

Please be advised that neither the Organisers nor the Palais des Congr s can accept deliveries on an exhibitor's behalf and arrangements must be made for a stand/company representative to be available when deliveries are made.

Deliveries may not be made prior to **Wednesday February 28, 2018**. Any deliveries prior to this date, or off the official working hours, will not be accepted. Please refer to the Shipping Instructions for the deliveries address.

As a courtesy to the delegates and your fellow exhibitors, deliveries or the removal of any equipment to or from stands must be made 30 minutes before or after exhibition open hours.

It is recommended that all contractors, drivers and exhibitors bring their own trolleys to transport goods to and from their stand.

Security

Neither the organizers nor the VIPARIS can accept responsibility for security of the stands and their contents or damage to and theft of any goods. Exhibitors are responsible for the security of their Booth and equipment.

The organizers will provide security guard services in the Exhibition Hall during closing hours. Individual Booth security may be ordered.

Booth Catering

The catering in Le Palais des Congr s de Paris is **exclusive**.

Exhibitors who wish to order food and beverages for their Exhibition Booths, please contact: RAYNIER MARCHETTI

Mr. Nicolas Leconte – Tel: 01 47 85 47 14 Email: n.leconte@rayniermarchetti.fr

Booth Cleaning

The Organizers will arrange for general cleaning of the Exhibition premises (excluding exhibits and displays) prior to the opening of Exhibition and daily prior to opening thereafter.

For ordering daily Booth cleaning, please refer to the online order forms: www.viparis.com/epex

Waste Removal

Exhibitors are responsible for the removal of all refuse/waste from the Exhibition area.

Any discarded waste, including promotional material, left behind will be removed by the organizers at the expense of the exhibitor concerned.

Storage

Le Palais des Congr s de Paris has no storage facilities for empty containers and other materials required for the exhibition. Excess stock, literature or packing cases may not be stored on, around or behind stands, unless contained within a lockable storeroom, doors to which must have a vision panel. The venue does not have any storage facility for materials left on-site outside of tenancy times. Any materials/items left at the end of the tenancy will be thrown away and a charge made to the individual Exhibitor/contractor concerned.



Accommodation

Kenes International is offering exhibitors specially reduced rates for various hotels around the conference venue. Information, pictures, location and rates are available on the hotel accommodation page: <https://hotel.kenes.com/en/congress/NGC18> or email us to: booking@kenes.com

You may also book a room online through the above link.

For group booking (10 rooms and more) please contact Ms. Irina Sapir. Email: isapir@kenes.com Different payment and cancellation conditions apply.



Rules and Regulations - *Binding for all exhibitors and their subcontractors*

Children/Animals

No person under the age of 16 years can be admitted to the Exhibition, either during Build-Up, Open Days or Breakdown. This rule also applies to Exhibitors' children and must be rigidly enforced to comply with the safety regulations of the exhibition. It is also not permitted to bring animals into Venue.

Build-Up & Dismantling Period

During the period of build-up and dismantling, it is prohibited to consume alcoholic beverages in the working area as well as to perform work under the influence of alcohol and drugs. The Exhibitors and contractors are required to wear the necessary personal protective equipment such as safety footwear, protective helmets, eye protection, and hand protection required by the specific work activity.

Damage to the Building

Exhibitors are liable for all damage caused to floors, walls, and pillars during the installation, Exhibition, and dismantling periods. No adhesive stickers and fixtures of any kind are allowed on floors, walls, and pillars.

Disposal of Material

It is obligatory to collect and dispose of all material during the build-up or dismantling of the event.

When the dismantling period is over, the exhibitor loses any right to claim losses or damage to property left behind. Any costs incurred by the venue in removing this property will be charged to the exhibitor.

Fire Regulations

Booth material and fittings must be non-flammable or impregnated with fire-retardant chemicals. As a general rule, easily inflammable synthetic substances, foam polyester, and no fireproof straw and reeds are prohibited.

Fire Insurance (compulsory)

Exhibitors must be insured against fire.

Health & Safety

- It is the responsibility of the Booth holder to ensure the health, safety and welfare of all employees, contractors and visitors as far as is reasonably practicable throughout the event.
- It is recommended that the Booth holders appoint a supervisor for the stand, with the specific responsibility for ensuring the health & safety of their staff and Booth builders. It is advisable that a Risk Assessment is completed for the Booth and submitted to the Organizer.



Hanging of Posters, Banners etc.

Hanging of posters, banners or decals, stickers or similar items, on the walls, floors, ceilings, or pillars within or outside the installations of the venue are not allowed without a prior written authorization.

Insurance (compulsory)

While every reasonable precaution will be taken to protect the exhibitors' property while on display at the Exhibition, it must be clearly understood that the organizers, the management of the venue and the official contractors can accept NO liability for any loss or damage sustained.

You are also responsible for insuring against any legal liability incurred with respect to injury or damage to property belonging to third parties. In addition to this, you should protect your expenditure against Abandonment and Cancellation or curtailment of the event due to reasons beyond our control.

Liability

Companies are responsible for all property damage as well as any loss or injury caused by their property, agents or employees. Companies will indemnify the organizers against all claims and expenses arising from any damages.

If for any reason whatsoever the Exhibition needs to be abandoned, postponed, or altered in any way, either in whole or part, or if the organizers find it necessary to change the dates of the Exhibition, the organizers shall not be liable for any expenditures, damages or loss incurred in connection with the Exhibition.

The organizers shall further not be liable for any loss which the Exhibition or Exhibition contractors may incur due to the intervention of any authority which prevents or restricts the use of the venue or any part thereof in any manner whatsoever.

Promotional Activities

- All demonstrations or instructional activities must be confined to the limits of the Exhibition stand.
- Advertising material and signs may not be distributed or displayed outside the exhibitor's stands.
- Sound equipment must be regulated and directed into the Booth so that it does not disturb neighboring exhibits.
- Exhibition Management reserves the right to require the exhibitor to discontinue any activity, noise, or music that is deemed objectionable.

Special Effects

Special effects lighting, live music, smoke and laser projection may not be used in the stands. No permission will be given for projection in the aisles or on the walls of the hall.

Smoking Policy

The Palais des Congres operates a NO SMOKING policy in ALL halls.

Participation by exhibitors is dependent upon compliance with all rules, regulations and conditions stated herein.



SECTION 5: Official Contractors

Additional Booth fittings \ Electricity

To place an order online for the services mentioned above, please use the unique link for NGC 2018 exhibitors: Web: www.viparis.com/ngc

Furniture Rental \ Graphics And Signage\Booth construction

The D&P Exhibitors services department

Tel: +33 1 34 84 84 84

Email: exhibitors@dparchi.com

Electricity\ Hostess Services \ Cleaning Services \ Telecommunications & Internet\ Audio Visual\ Plants & Floral Arrangements\Security

Viparis Exhibitors Department

Ms. Laure RAGUENES

Tel : +33 1 40 68 16 16

Email: service.exposants@viparis.com

Online Orders: http://epex.viparis.com/epex/do/accueil_halls?codeLieu=PCP&idManif=6931

Catering Services

The catering in Le Palais des Congrès de Paris is **exclusive**.

Exhibitors who wish to order food and beverages for their Exhibition Booths may contact:

Raynier MARCHETTI

Mr. Nicolas Leconte – Tel: 01 47 85 47 14 Website: www.rayniermarchetti.fr

Email: n.leconte@rayniermarchetti.fr

Freight Handling & Customs Clearance Agent

Hermes/Merkur

Ms. Zehavit Akerman

Tel: +49 69 747 848

Tel: +972 8 914 6382

Mobile: +972 52 511 4982

Email: ZehavitAk@Hermes-Exhibitions.com

Website: www.hermes-exhibitions.com



SECTION 6: Delivery Regulations and Instructions

The shipping instructions include the following information:

- Shipping Instructions
- Tariff
- Material Handling Form
- Labels

To view the full NGC 2018 Shipping Instructions, including Tariffs, Material Handling and Shipping Labels please [click here](#)

Delivery & Logistic Services

Hermes-Merkur Ltd. has been appointed the official forwarding agent and clearance agent for this Meeting and offers the following services: customs clearance, delivery to the stand, freight forwarding, manpower & trolleys for un-loading/loading during build-up and dismantling, storage of empty crates, transportation to and from the Exhibition hall. For security, insurance, and efficiency reasons, Hermes-Merkur is the sole official agent to handle cargo inside the venue.

Booth builders are prohibited from using trolleys during set-up and dismantling periods.

Kindly note that the official agent is the exclusive agent for move in and move out of the venue.

Exhibitors and Booth builders are free to deliver their goods or to pick their goods up from outside the venue. Those who use their own facilities up to the venue are requested to coordinate their time schedule and unloading of their cargo into the venue with the official logistics agent.

Insurance of Goods

All cargo should be insured from point of origin.

Exhibition Goods, Insert and Display Materials

Please note that all materials entering the venue incur a handling charge. This includes materials for inserts to the Meeting bags and display.

To receive a price quote for handling and to assure arrival of your materials, please be sure to complete the **"Pre-Advise"** form included in the shipping instructions.

Please Note: All advanced shipments and deliveries to the Hermes/Merkur warehouse, including by courier, **must be coordinated with Hermes.**

In order to assure receipt of sent materials, Hermes must receive the **"Pre-Advise"** form found at the end of this section.

Please complete this form and return it to Ms. Zehavit Akerman: zehavitak@hermes-exhibitions.com. You will then receive confirmation of your material arrival.

Hermes Exhibitions & Projects Ltd.

Ms. Zehavit Akerman

Tel: +49 69 747 848 or +972 8 914 6382

Mobile: +972 52 511 4982

Website: www.hermes-exhibitions.com



SECTION 7: Order Forms

The following orders are to be filled and submitted through the **Kenes Exhibitors' Portal**:
<https://exhibitorportal.kenes.com>

Each exhibitor will be contacted with login details to access the Kenes Exhibitor's Portal.

- Company Profile
- Exhibitor Badges
- Fascia for Shell Scheme Booth only
- Lead Retrieval Wireless Barcode Reader (K-Lead App)

Deadline: Thursday 15, February 2018

If you require any additional services which do not appear in this manual, please contact:

Ms. Stephanie Heurtier

Kenes Group

Tel: +41 22 9080488 Ext: 939

Email: sheurtier@kenes.com

The following orders are to be filled and submitted through the Palais des congress :

http://epex.viparis.com/epex/do/stand?reqCode=newProjetWithoutClient&cod_site=PCP&idmanifestation=6931&idhall=1180

- Electricity
- Hostess Services
- Cleaning Services
- Telecommunications & Internet
- Audio Visual
- Plants & Floral Arrangements
- Security